

# Before You Board

**Know your stops.** The H/Benning Line has eight stops. Along the corridor, H Street stops are located on both sides of the street and Benning Road stops are in the center of the road on the medians.

**Get your ticket. DC STREETCAR WILL BE FREE FOR AN INTRODUCTORY PERIOD.**

After that, each streetcar stop will have ticket machines, where you can purchase a ticket with cash, credit or debit.

Additional payment options will become available, such as mobile devices, as other local and regional transit including WMATA shifts to a new and advanced fare collection system. Because the transition is expected within a few years of streetcar's launch, SmarTrip is not a payment method for streetcar fare.

**Find out when the next streetcar arrives with one of our easy tools.**

Streetcars typically arrive 10-15 minutes apart depending on factors such as weather and traffic. Estimated arrival times are on display at each stop and available via a smartphone app.

**Note that ADA, bike, and stroller entrances are available at the center and back of each vehicle.**

Bikes are welcome during off-peak hours and when space permits. Be mindful of the designated areas for wheelchairs and bikes. There are no bike racks, so please hold bikes upright near the vehicle's center entrance.

## Hours of Operation

**Monday–Thursday:** 6:00 am–midnight

**Friday:** 6:00 am–2:00 am

**Saturday:** 8:00 am–2:00 am

**Holidays:** 8:00 am–10:00 pm

## Contact Information

**Email:** [info@dcstreetcar.com](mailto:info@dcstreetcar.com)

**General Information:** 202.671.2800

**Passenger Customer Service:** 202.741.0254

## Emergency Contact Information

Medical and Safety Emergencies: 911

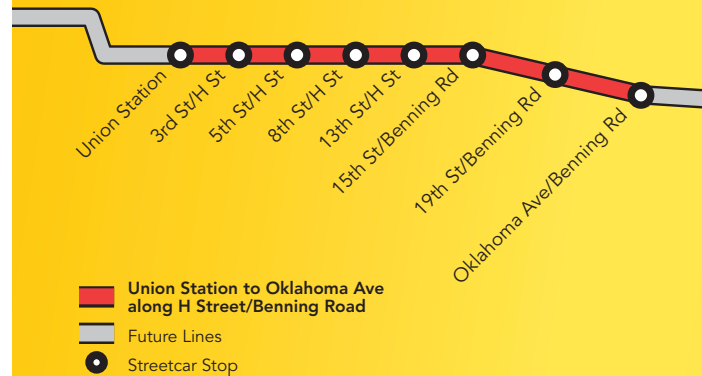
## Find Us Online

[www.dcstreetcar.com](http://www.dcstreetcar.com)

 Twitter @DCStreetcar

 Facebook.com/dcstreetcar

 Instagram.com/dcstreetcar




# Welcome to DC Streetcar



DC STREETCAR CAN ACCOMMODATE

# 150 PEOPLE

SEATED AND STANDING



# 4

## FEET WIDE

The width of DC Streetcar doorways. There is space for two wheelchairs in each car.



# 144 YEARS

### SINCE THE STREETCAR FIRST CAME TO H STREET.



# 1872

A horse-drawn streetcar line began operating along H Street

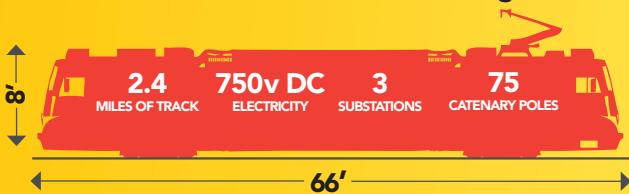
# 2016

DC Streetcar will begin operation of their initial line on the H/Benning Line

## H/BENNING FLEET

-  6 Vehicles
-  1 Operator Per Vehicle
-  2 Operator Cabs Per Vehicle

### What does it take to run the H/Benning Line?



Electricity is delivered from the substations to the overhead wires and then to the streetcars.

# Streetcar Do's and Don'ts

## DO NOT

- ✗ Block doorways or emergency exits.
- ✗ Smoke, litter, spit or use audio/video devices without headphones.
- ✗ Bring pets, food, drink or flammable items on streetcar.
- ✗ Board the streetcar without purchasing a streetcar ticket after the free introductory period ends. Streetcar personnel patrolling the vehicle may ask to see proof of paid fare. If you do not have it, you will be asked to exit at the next stop and get a ticket there.

## DO

- ✓ Follow pedestrian signals and signs when walking around a streetcar.
- ✓ Stand clear of the platform edge when waiting for a streetcar.
- ✓ Let others off the streetcar before boarding.
- ✓ Hold on to small children under your supervision.
- ✓ Use handrails when standing.
- ✓ Follow the safety rules posted inside the vehicle.
- ✓ Press the "stop request" bar to exit the streetcar.
- ✓ Report suspicious activity to the operator.
- ✓ Visit DCStreetcar.com for additional safety and system information.
- ✓ Ride with us again!

# Safety Matters

We all have a role in DC Streetcar safety. These are the top safety tips for everyone—pedestrians, drivers and cyclists—that help ensure DC Streetcar runs smoothly and serves the community.

## Pedestrians

Never cross in front of an approaching streetcar.



Never cross or run between stopped vehicles to cross the street or get to the streetcar. Use the crosswalk to be visible in traffic.

## Drivers

If you're parking along the H/Benning Line, park inside the lines to avoid blocking streetcar.



Check your side mirror for an oncoming streetcar before opening your car door or moving into the share streetcar lane.

When attempting to turn around streetcar, merge into the appropriate lane. Don't make a turn from an adjacent or center lane.

Use turn signals and slow down before turning — streetcar vehicles cannot stop as quickly as cars.

## Cyclists

Cross streetcar tracks at an angle to avoid any tires getting stuck.



Consider using G and I Streets, which have new bikes lanes and offer a safer alternative to H Street.